



A FEM Study of displacement sensor based on L-L Magnetostrictive/Piezoelectric block magnetoelectric composite material

Qingwei Lau, PhD candidate

School of ME, SJTU

COMSOL
CONFERENCE
2016 SHANGHAI



上海交通大学
SHANGHAI JIAO TONG UNIVERSITY

Excerpt from the Proceedings of the 2016 COMSOL Conference in Shanghai

1

Introduction

2

Modelling of ME effect

3

Implementation with COMSOL

4

Simulation

5


Results

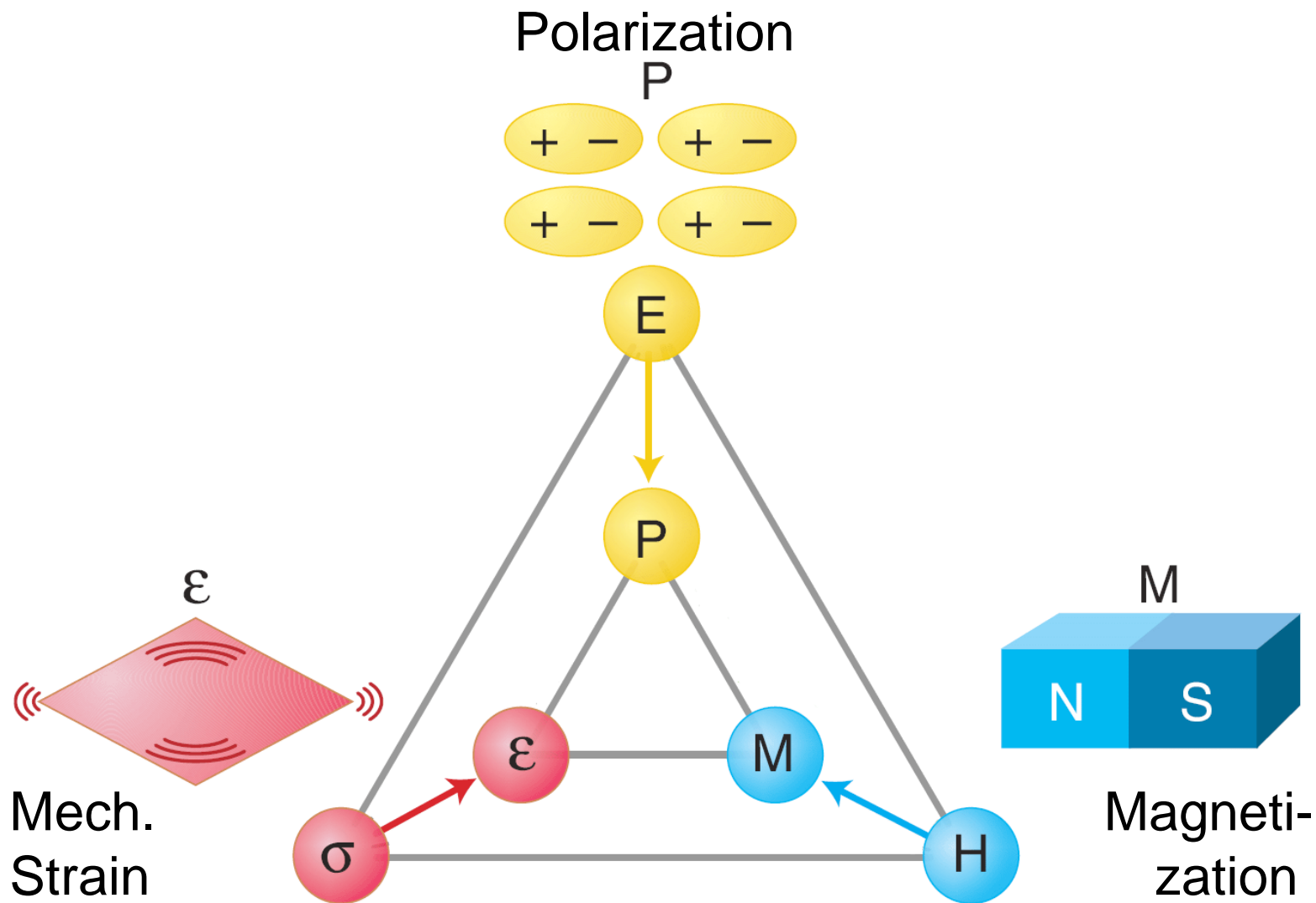


Introduction



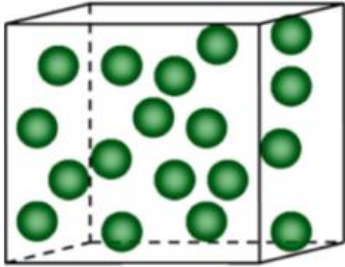
- **Magnetoelectric effect (ME)** is the phenomenon of inducing magnetic (electric) polarization by applying an external electric (magnetic) field.



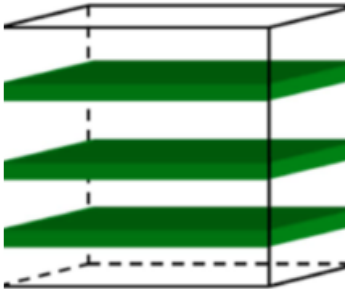




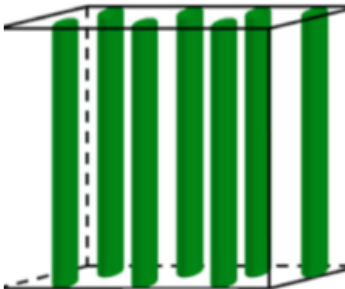
0-3 Type



2-2 Type



1-3 Type



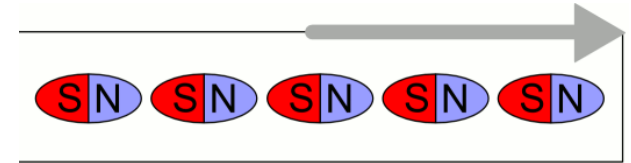
0 for particle
1 for fiber
2 for layer
3 for matrix

Product Property:

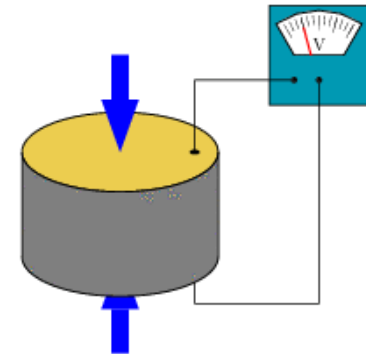
$$ME_H \text{ effect} = \frac{\text{magnetic}}{\text{mechanical}} \times \frac{\text{mechanical}}{\text{electric}}$$

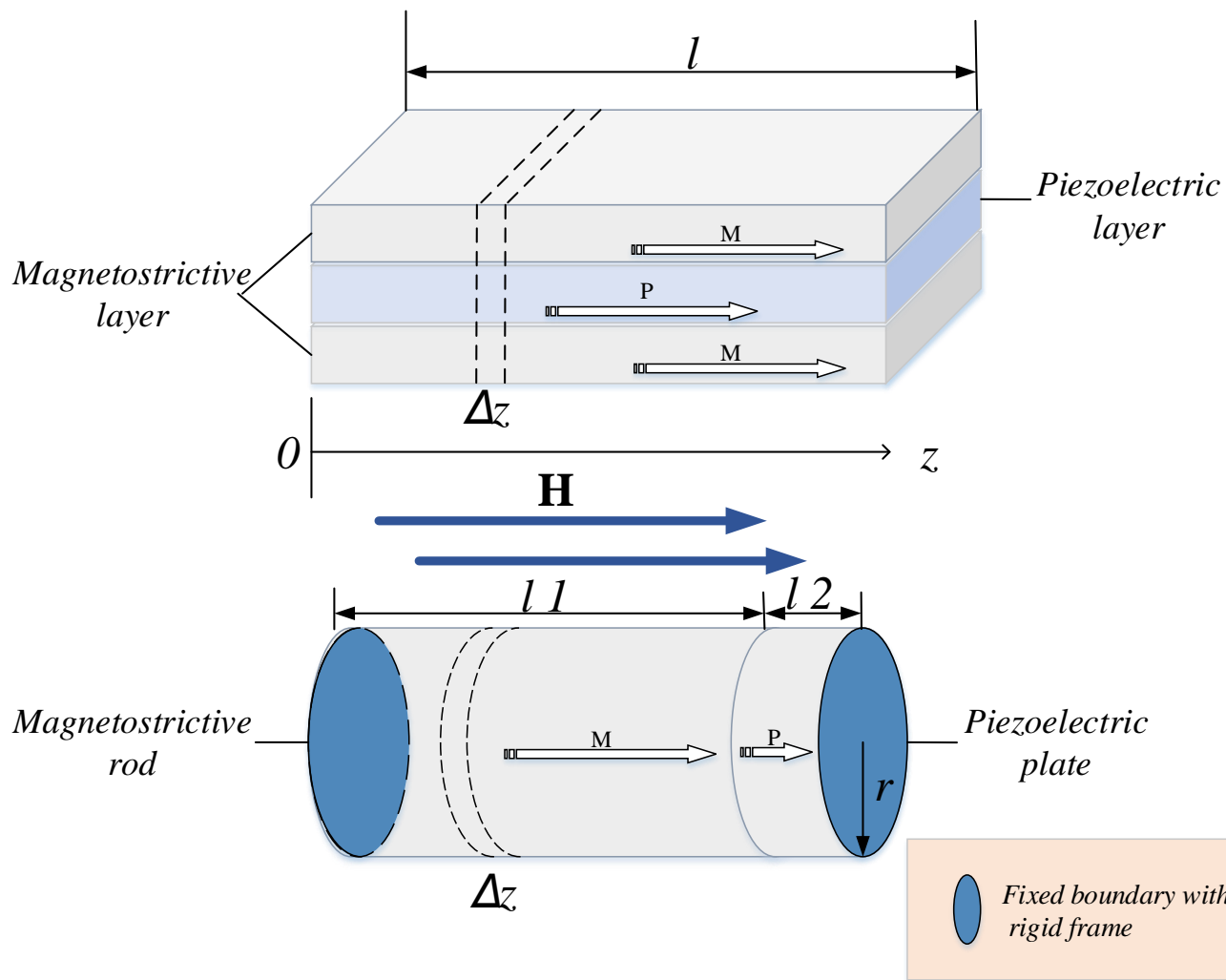
$$ME_E \text{ effect} = \frac{\text{electric}}{\text{mechanical}} \times \frac{\text{mechanical}}{\text{magnetic}}$$

- **Magnetostrictive effect** is a property of ferromagnetic materials that causes them to change their shape or dimensions during the process of magnetization.



- **Piezoelectric effect** is the ability of certain materials to generate an electric charge in response to applied mechanical stress.





Modelling



- **Magnetostrictive nonlinear constitutive equation**

$$\varepsilon_i = \frac{3}{2} \lambda_s \left(\left(\frac{m_i}{M_i} \right)^2 - \frac{1}{3} \right)$$

$$\varepsilon_{\square} = \lambda_s \left(\frac{M}{M_s} \right)^2, \varepsilon_{\perp} = -\frac{\lambda_s}{2} \left(\frac{M}{M_s} \right)^2$$

$$H_e = H + \alpha M + H_{\sigma}$$

$$\sigma = E[\varepsilon - \lambda(\sigma, H)]$$

$$B = \mu_0 H + \mu_0 M(\sigma, H)$$

$$\varepsilon_x = -\frac{\lambda_s}{2} \left(\frac{M_x}{M_s} \right)^2, \varepsilon_y = -\frac{\lambda_s}{2} \left(\frac{M_y}{M_s} \right)^2, \varepsilon_z = \lambda_s \left(\frac{M_z}{M_s} \right)^2$$

Modelling



- Piezoelectric linear constitutive equation

$$\sigma_e = c_e \varepsilon_e - eE$$

$$D = e^T \varepsilon_e + \kappa E$$

Implementation with COMSOL



COMSOL Multiphysics®

COMSOL Server™

ELECTRICAL

- AC/DC Module
- RF Module
- Wave Optics Module
- Ray Optics Module
- Plasma Module
- Semiconductor Module
- MEMS Module

STRUCTURAL & ACOUSTICS

- Structural Mechanics Module
- Nonlinear Structural Materials Module
- Geomechanics Module
- Fatigue Module
- Multibody Dynamics Module
- Rotordynamics Module
- Acoustics Module

FLUID & HEAT

- CFD Module
- Mixer Module
- Subsurface Flow Module
- Pipe Flow Module
- Microfluidics Module
- Molecular Flow Module
- Heat Transfer Module

CHEMICAL

- Chemical Reaction Engineering Module
- Batteries & Fuel Cells Module
- Electrodeposition Module
- Corrosion Module
- Electrochemistry Module

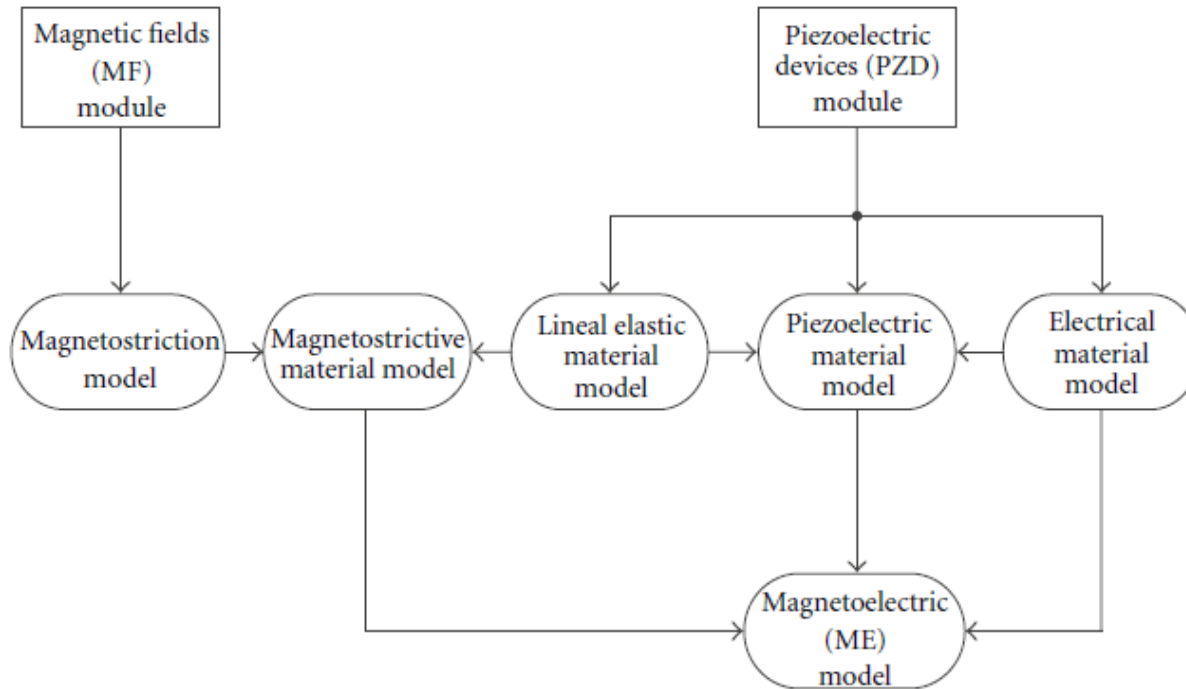
MULTIPURPOSE

- Optimization Module
- Material Library
- Particle Tracing Module

INTERFACING

- LiveLink™ for MATLAB®
- CAD Import Module
- ECAD Import Module
- LiveLink™ for Inventor®
- LiveLink™ for Revit®
- LiveLink™ for PTC® Pro/ENGINEER®
- File Import for CATIA® V5
- LiveLink™ for Excel®
- Design Module
- LiveLink™ for SOLIDWORKS®
- LiveLink™ for AutoCAD®
- LiveLink™ for PTC® Creo® Parametric™
- LiveLink™ for Solid Edge®

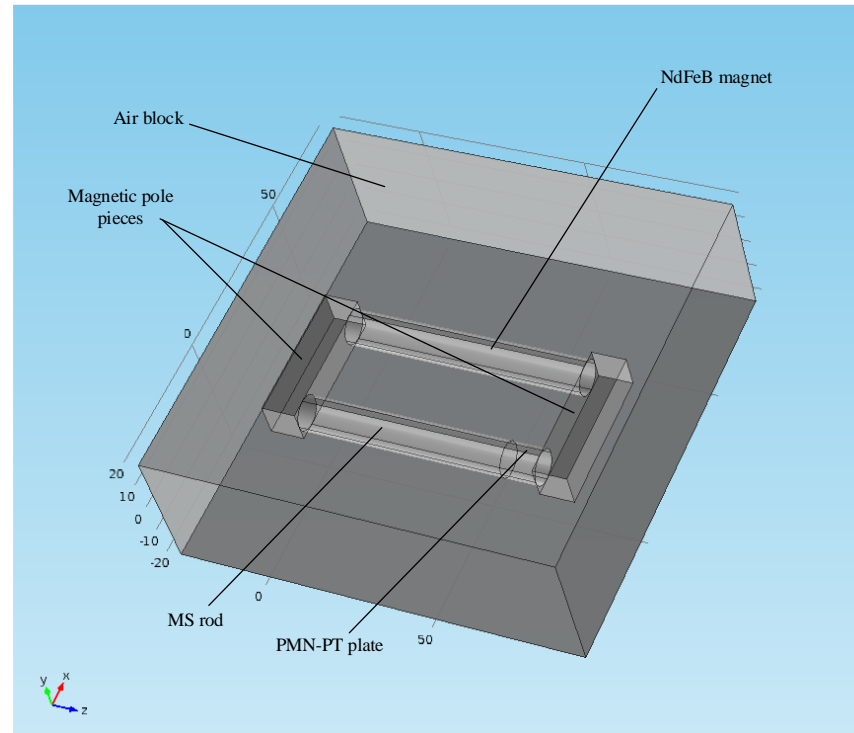
Implementation with COMSOL



Implementation with COMSOL



■ Geometry



Implementation with COMSOL



- **Realization of PZT material model**

- The linear constitutive equations for piezoelectric material

$$s - S_0 = c_E [(\varepsilon - \varepsilon_0) - e^T E]$$

$$D = D_r + e [(\varepsilon - \varepsilon_0) + \kappa E]$$

- For solid mechanics, the elastic relations

$$\varepsilon = \frac{1}{2} [(\nabla u)^T + \nabla u]$$

$$\sigma = s$$

$$-\nabla \cdot \sigma = F_V$$

- For electrostatics, the electrical relations:

$$\nabla \cdot D = \rho_V$$

$$E = -\nabla V$$

Implementation with COMSOL



- **Realization of magnetostrictive material model**
 - The elastic relations

$$\sigma = c_E \square (\varepsilon - \varepsilon_0)$$

$$\varepsilon_0 = \text{diag}\left(\frac{-\lambda}{2}, \frac{-\lambda}{2}, \frac{-\lambda}{2}\right)$$

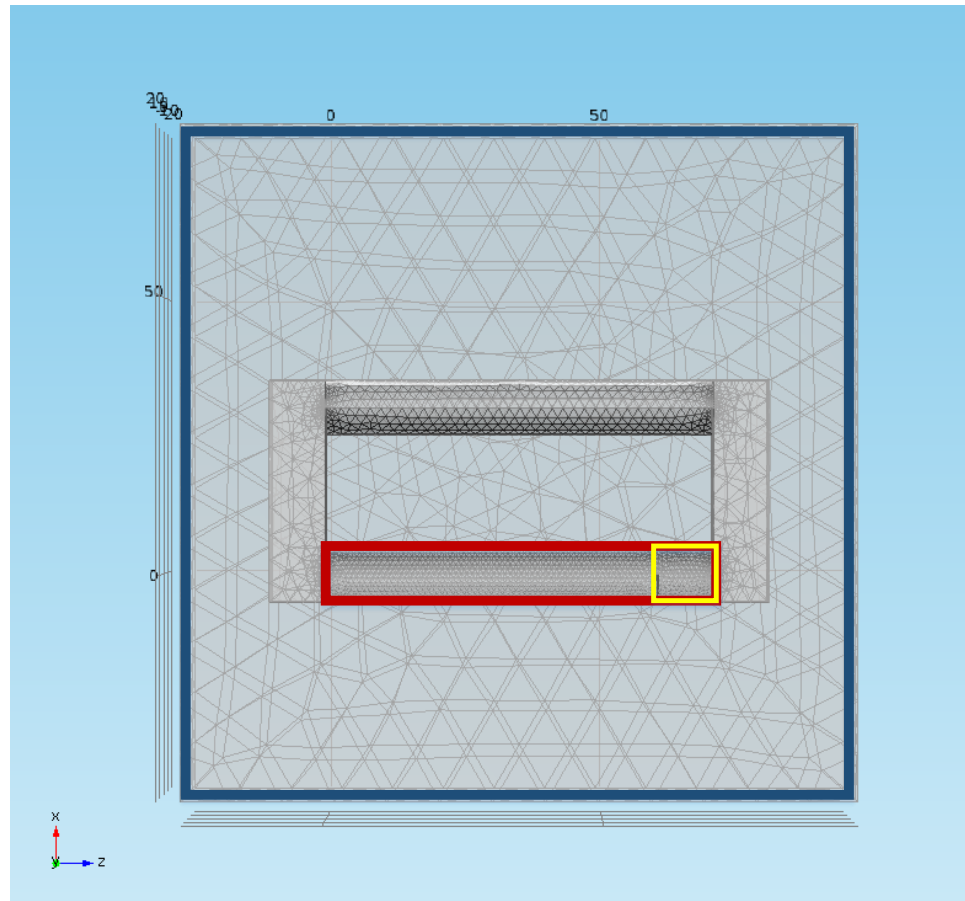


Properties	PMN-28PT
$\rho, \text{kg m}^{-3}$	8060
c_{11}^E, GPa	115.4
c_{12}^E, GPa	103.4
c_{13}^E, GPa	102.6
c_{33}^E, GPa	114.1
c_{44}^E, GPa	68.9
c_{66}^E, GPa	65.8
$\varepsilon_{11}^S/\varepsilon_0$	925
$\varepsilon_{33}^S/\varepsilon_0$	813
$e_{13}, \text{C m}^{-2}$	-3.4
$e_{15}, \text{C m}^{-2}$	10.1
$e_{33}, \text{C m}^{-2}$	20.5

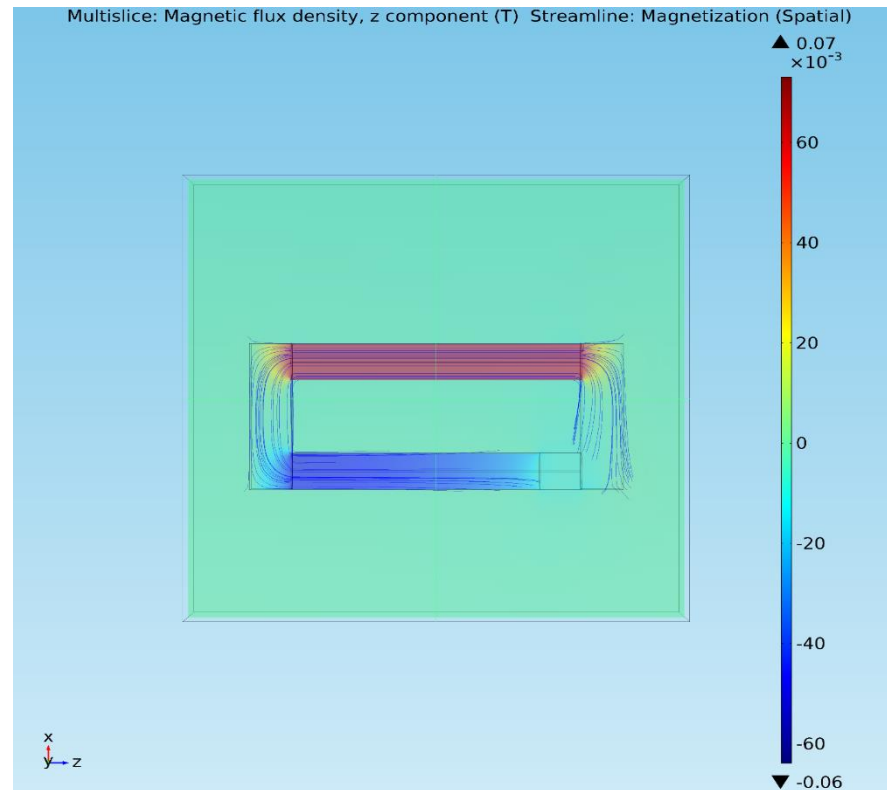
Implementation with COMSOL

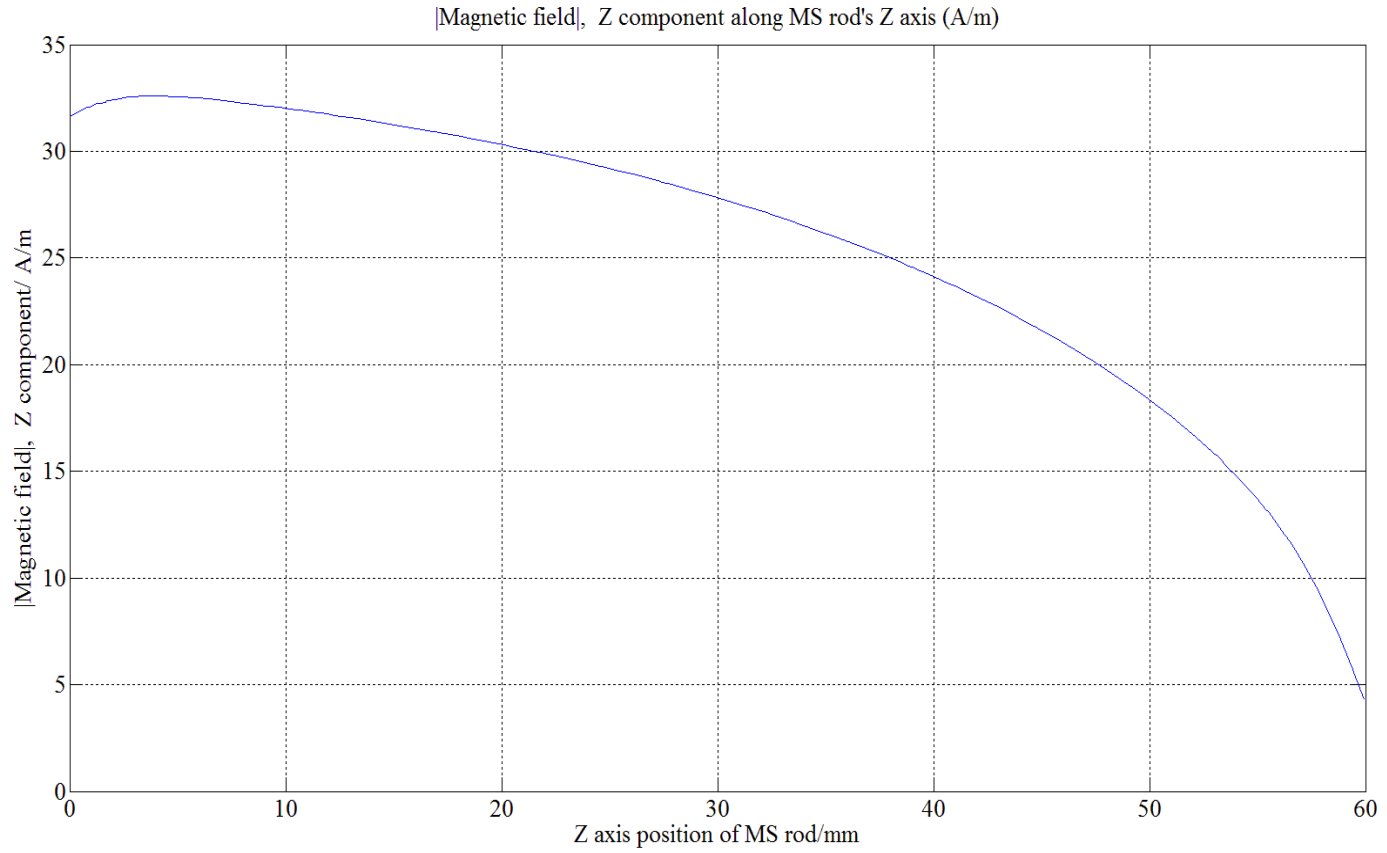


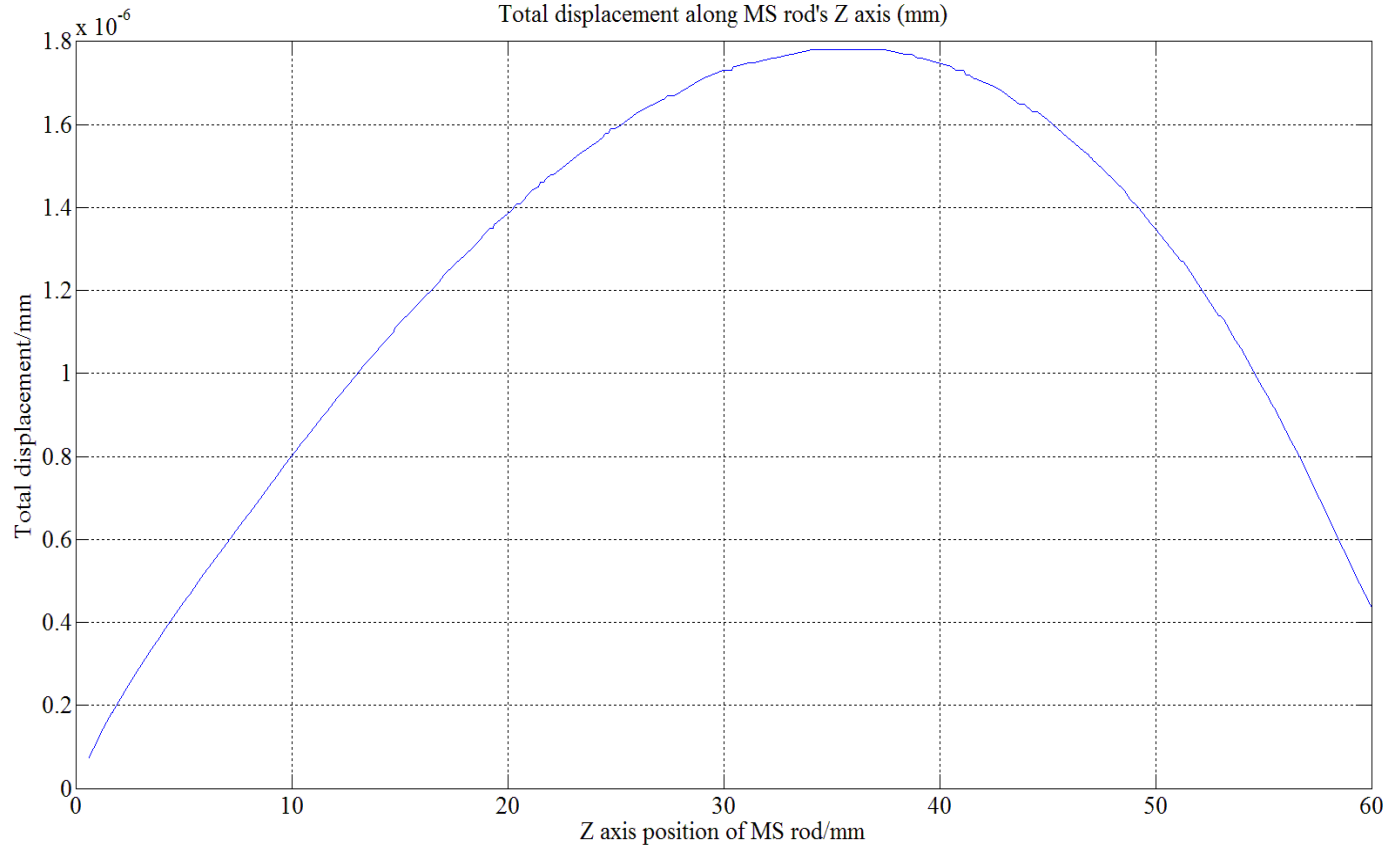
- **Boundary conditions & Mesh**

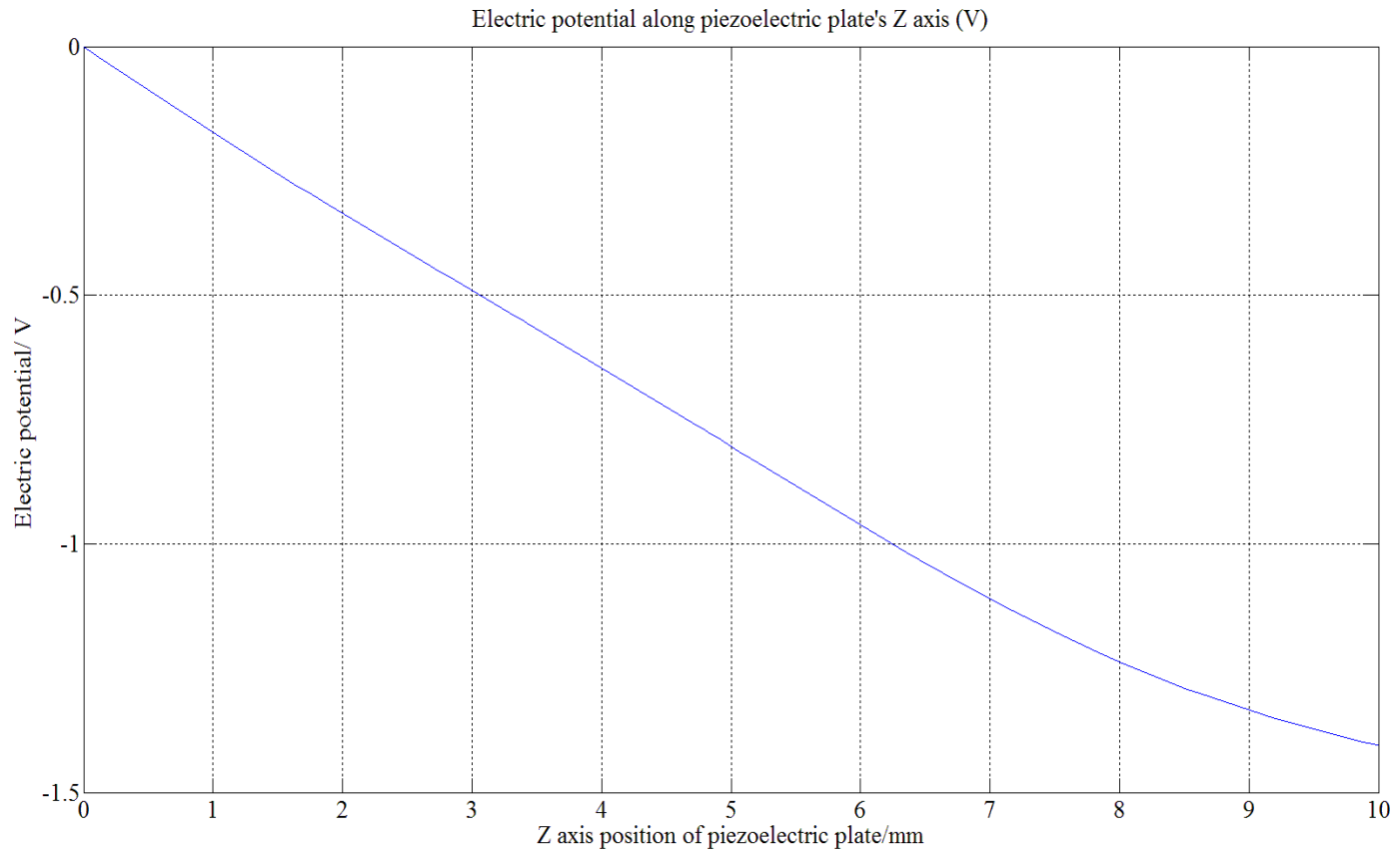


Results









Thanks.

