

# Modeling light diffraction using COMSOL

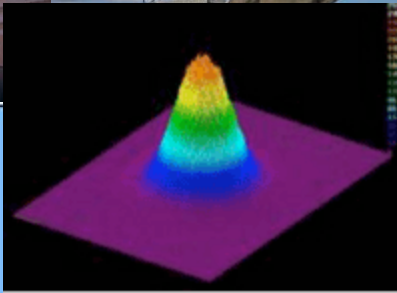
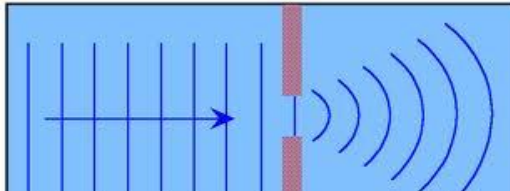
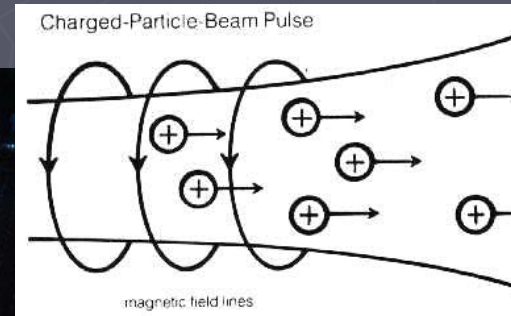



MIDN 1/C John Bamonte  
Oceanography Department

Reza Malek-Madani  
Mathematics Department

United States Naval Academy

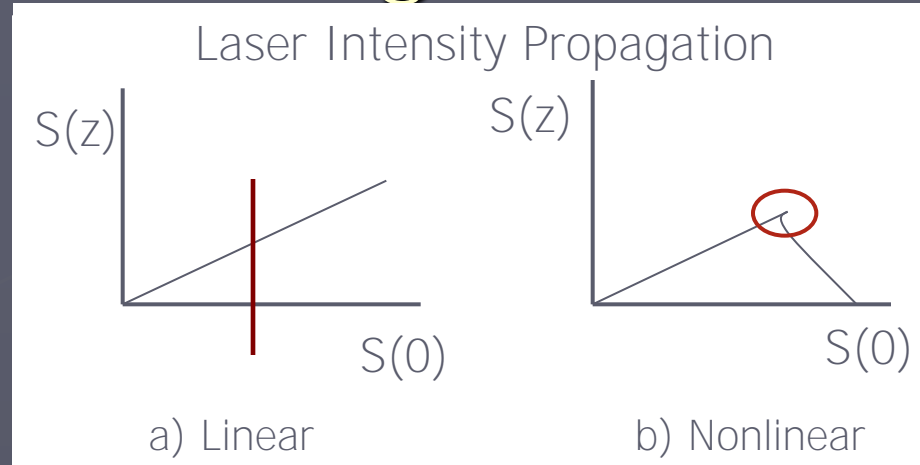
# Directed Energy

- ▶ Directed Energy: Controlling or manipulating electromagnetic radiation, microwaves, or particle beams in a fashion to achieve a certain end state.
- ▶ Studied since the 1960's
- ▶ Navy has much interest in Directed Energy
- ▶ Speed of light, unlimited energy source
- ▶ Major Difficulty: Atmospheric Propagation



# Thermal Blooming

- ▶ Temp  $\rightarrow$  Density  $\rightarrow$  Index of Ref.
- ▶ Induces Diverging lens
  - Optical Density  $>$  on edges
- ▶ Nonlinear Effect
- ▶ Maritime complication



$$\frac{dS}{dz} = -K(z)S$$

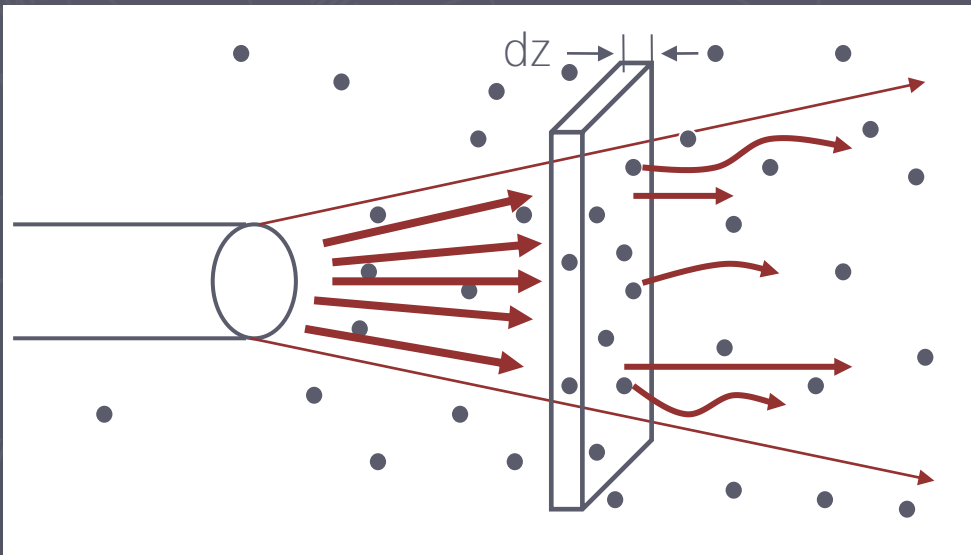
$S(z)$  = Target Intensity

$S(0)$  = Source Intensity

$z$  = Propagation distance

$K$  = Attenuation Coefficient

## Absorption and Scattering



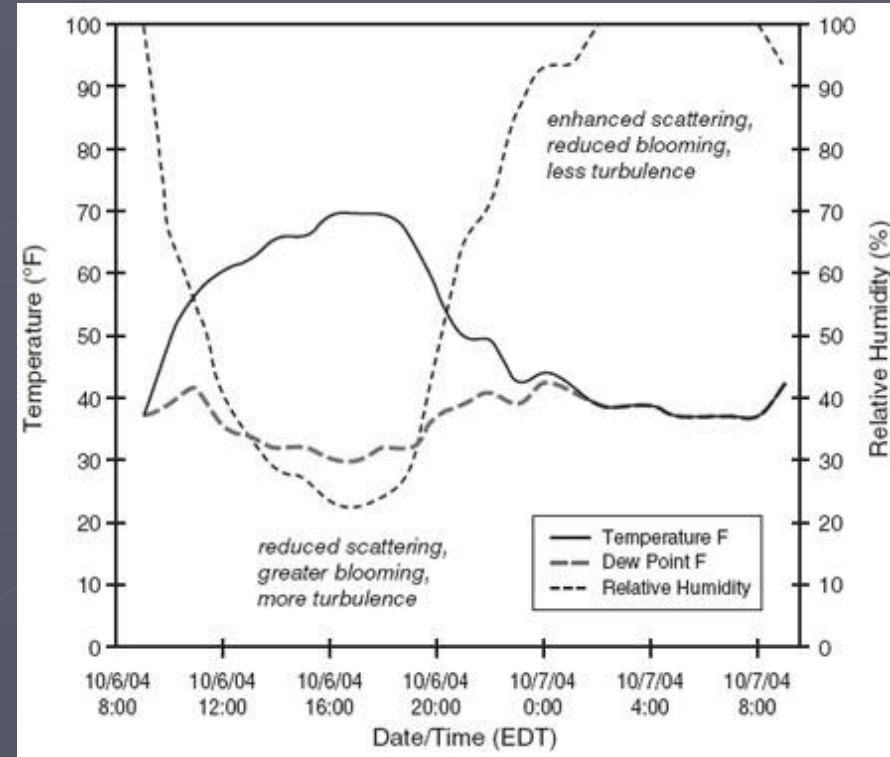
# Thermal Blooming

- ▶ Thermal Distortion factor,  $N_t$   
-models nonlinearity

$$N_t = - \frac{(dn/dT)}{n\rho c_p} \times \frac{KSZ^2}{vw}$$

- ▶  $dn/dT$  – slope of index of ref.
- ▶  $n$  – index of refraction
- ▶  $C_p$  – heat capacity (J/gm K)
- ▶  $P$  – density (gm/cm<sup>3</sup>)
- ▶  $K$  – absorption coefficient
- ▶  $S$  – laser intensity (W/cm<sup>2</sup>)
- ▶  $Z$  – range
- ▶  $w$  – beam radius
- ▶  $v$  – wind velocity

- ▶ Eqn shows that increasing  $S$  to counter absorption/divergence losses increases  $N_t$



**Non-linear and linear effects responding to changes in temperature, dew point, and relative humidity over a specified period (Narcisse et al., 2009).**

# Thermal Blooming PDE's

Mark Schmitt PDE

$$\nabla_{\perp}^2 E(x,t) + 2ik_{vac} \frac{\partial E}{\partial z} = -2nk_{vac}^2 n_2 I E + nk_{vac} k'' \frac{\partial^2 E}{\partial t^2} + \left(1 - i \frac{\nu}{\omega_0}\right) \frac{\omega_p^2}{c^2} E - i\beta^{(K)} I^{K-1} E$$

► Non-linear

►  $I$  = Intensity,  $E$  = Electric Field

$$I = \left( \frac{c|E|^2}{8 \times 10^7 \pi} \right)$$

NRL's HELCAP PDE, P. Sprangle et al.

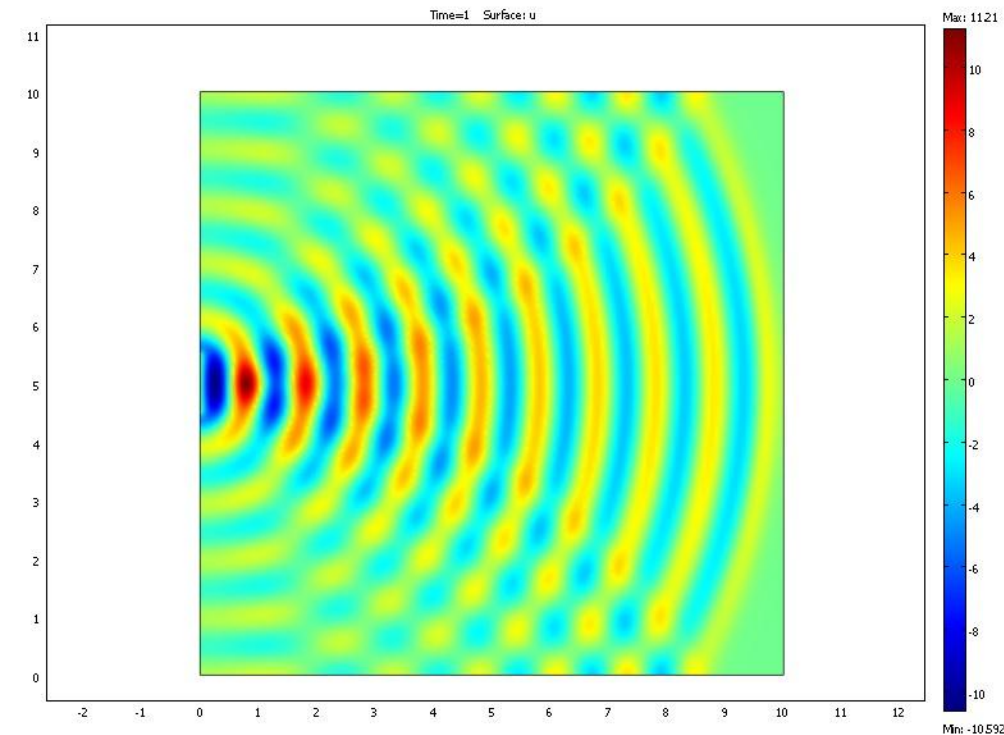
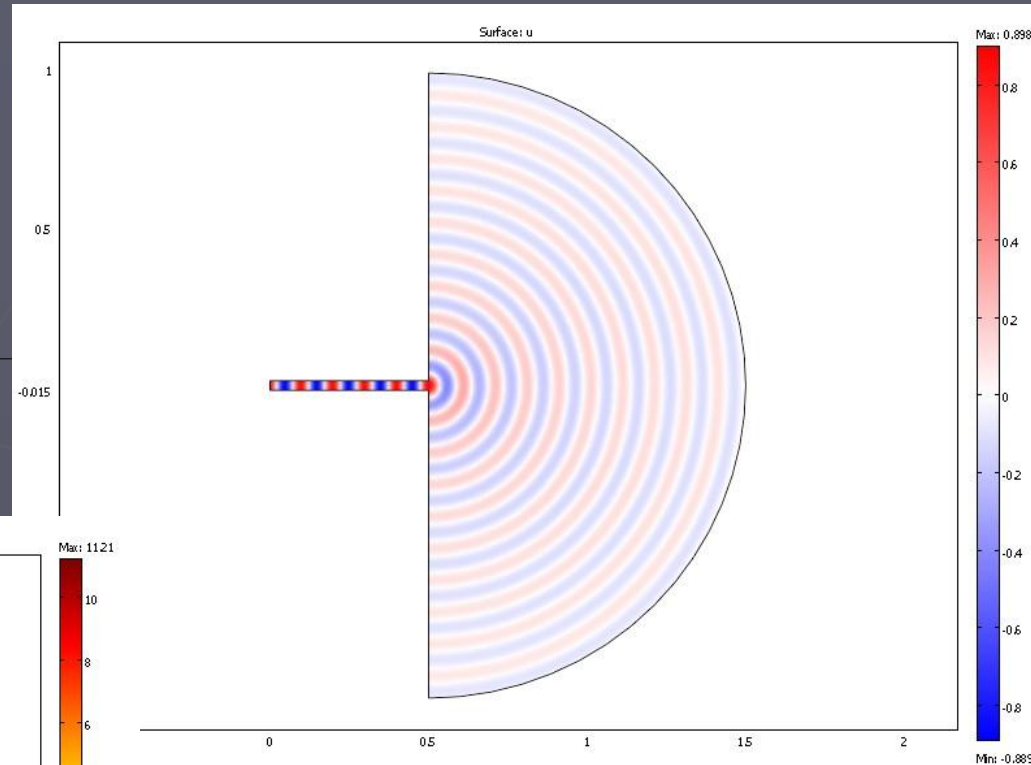
$$\frac{\partial A}{\partial z} = \frac{1}{2} \left[ \frac{i}{k_0} \nabla_{\perp}^2 - 2ik_0 (\partial n_{TB} + \partial n_T + \partial n_A) - \alpha - \beta \right] A$$

► Change in index of refraction due to thermal blooming, turbulence, and aerosol absorption dependent on amplitude

# Diffraction in COMSOL

PDE, Coefficient Form

$$e_a \frac{\partial^2 u}{\partial t^2} + d_a \frac{\partial u}{\partial t} + \nabla \cdot (-c \nabla u - a u + \gamma) + \beta \nabla u + a u = f$$



The Wave Equation

$$\frac{\partial^2 u}{\partial t^2} - \nabla \cdot (c \nabla u) = f(x, y, u, t)$$

## Boundaries: Neumann

-Inflow:  $q = i \cdot k$ ,  $g = 2 \cdot i \cdot k$

-Outflow:  $q = i \cdot k$ ,  $g = 0$

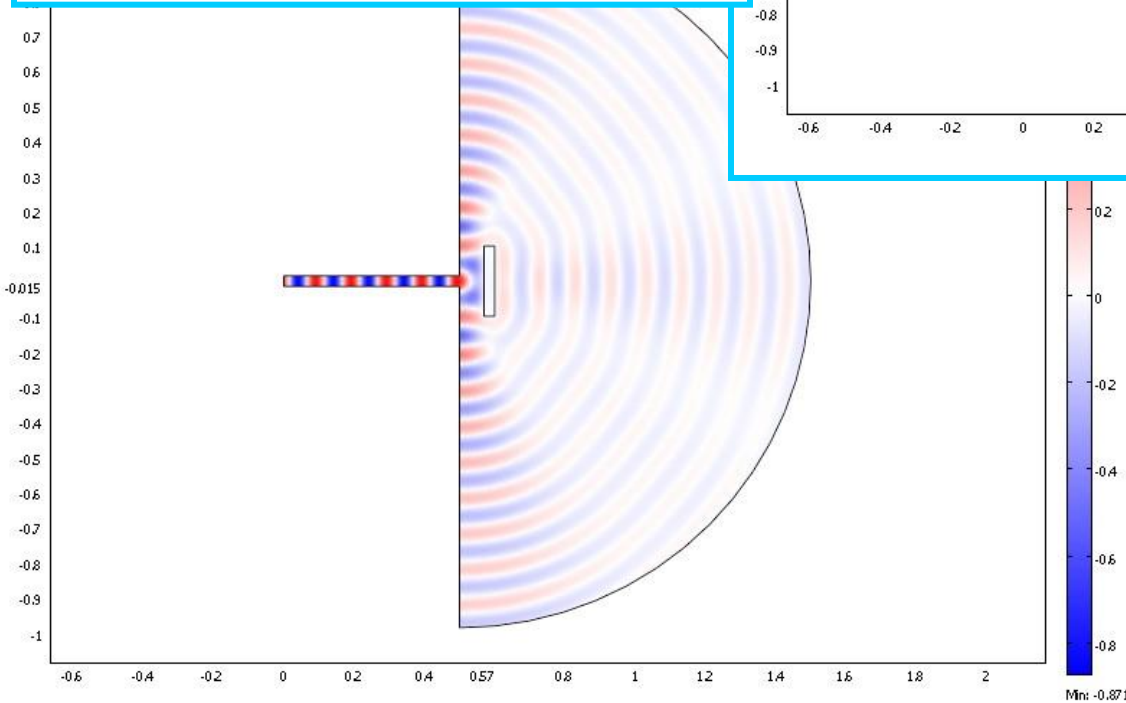
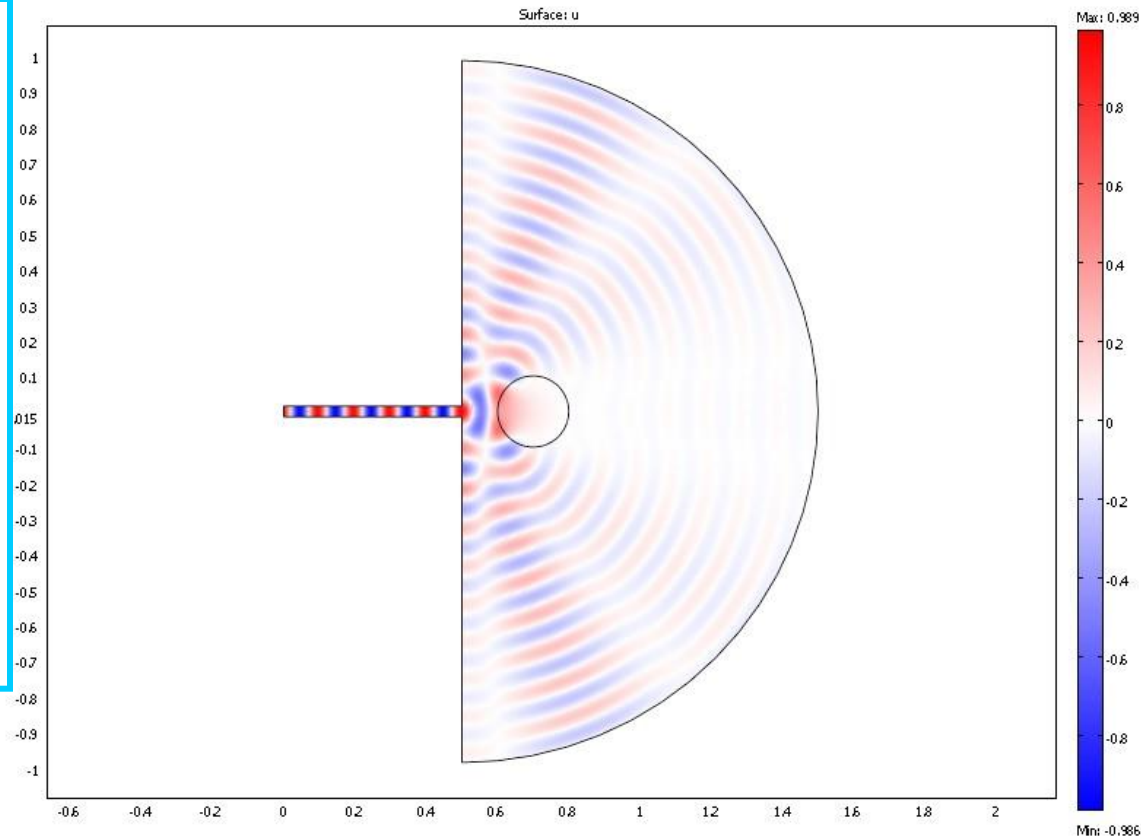
-Circle:  $q = 0$ ,  $g = 0$

## Subdomains: Disk

$c = 1$ , diffusion coeff.

$a = 0$ , absorption coeff.

$f = 0$ , source term



-Outflow:  $q = i \cdot k$ ,  $g = 0$

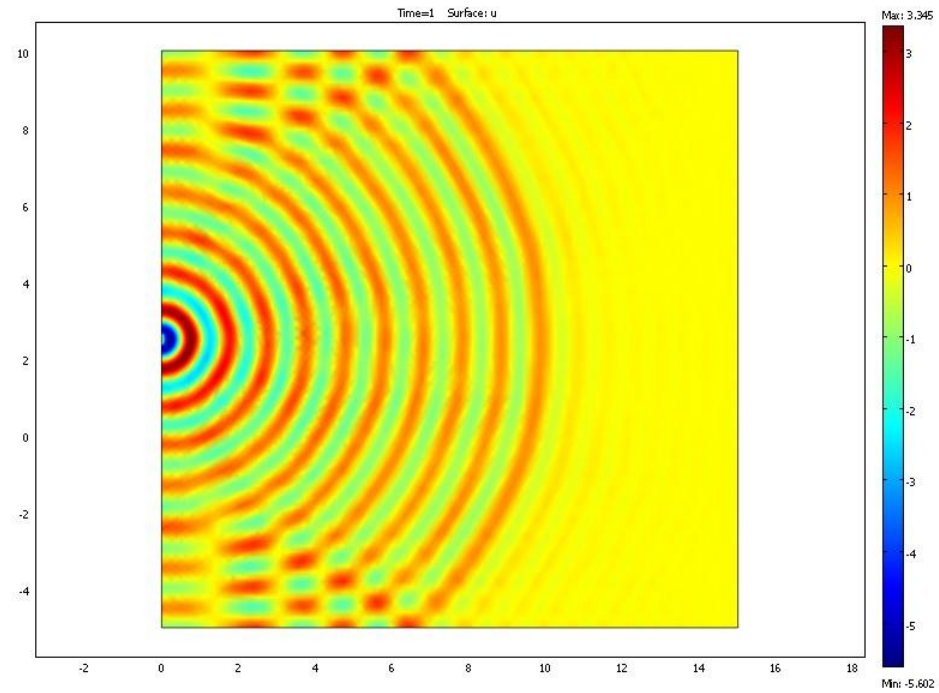
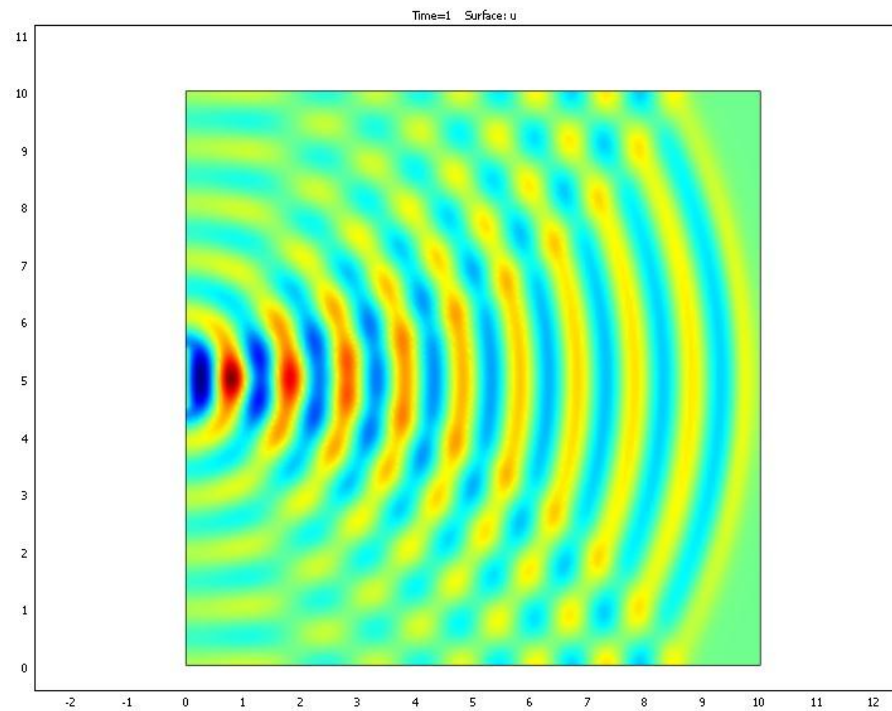
-Rectangle:  $q = 0$ ,  $g = 0$

## Subdomains: Rectangle

$c = 100$ , diffusion coeff.

$a = -k^2$ , absorption coeff.

$f = 0$ , source term



## Boundaries:

-Inflow: Dirichlet,

$$q = 0, g = 0, h = 1, r = 10\sin(20\pi t)$$

-Outflow: Neumann,  $q = 0, g = 0$

$a = 0$ , absorption coeff.

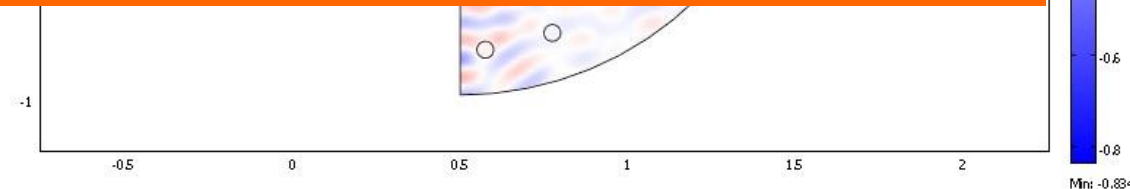
$f = 0$ , source term

## Subdomains:

$$e_a = 1$$

$$c = 100$$

$$f = 0$$





# Future Work

- ▶ Enter Paraxial Wave Equation into COMSOL using the “PDE, General Form”
- ▶ Model the Mark Schmitt EQN with COMSOL using the “PDE, General Form”

$$e_a \frac{\partial^2 u}{\partial t^2} + d_a \frac{\partial u}{\partial t} + \nabla \cdot \Gamma = f$$

► Mark Schmitt EQN

$$\nabla_{\perp}^2 E(x, t) + 2ink_{vac} \frac{\partial E}{\partial z} = -2nk_{vac}^2 n_2 I E + nk_{vac} k'' \frac{\partial^2 E}{\partial t^2} + (1 - i \frac{v}{\omega_0}) \frac{\omega_p^2}{c^2} E - i\beta^{(K)} I^{K-1} E$$

$$I = \left( \frac{c|E|^2}{8 \times 10^7 \pi} \right)$$

$$\frac{\partial^2 E}{dt^2} = \nabla \cdot (c \nabla E) \quad \longrightarrow \quad \nabla^2 E + k^2 E = 0 \quad \longrightarrow \quad E(x, y, z) = e^{ikz} V(x, y, z)$$

$$\frac{\partial^2 V}{\partial x^2} e^{ikz} + \frac{\partial^2 V}{\partial y^2} e^{ikz} + \frac{\partial}{\partial z} \left( \frac{\partial V}{\partial z} e^{ikz} + ik V e^{ikz} \right) + k^2 e^{ikz} V = 0$$

$$e^{ikz} \left( \frac{\partial^2 V}{\partial x^2} + \frac{\partial^2 V}{\partial y^2} \right) + \frac{\partial^2 V}{\partial z^2} e^{ikz} + \frac{\partial V}{\partial z} (ik) e^{ikz} + ik \frac{\partial V}{\partial z} e^{ikz} - \cancel{k^2 V e^{ikz}} + \cancel{k^2 V e^{ikz}} = 0$$

$$e^{ikz} \Delta_{\perp} V + \cancel{\frac{\partial^2 V}{\partial z^2} e^{ikz}} + 2ike^{ikz} \frac{\partial V}{\partial z} = 0 \quad \longrightarrow \quad \Delta_{\perp} V + 2ik \frac{\partial V}{\partial z} = 0$$

PWE

# sources

- ▶ [http://cpedia.com/wiki?q=Airborne+Laser&guess\\_ambig=Global+Hawk+Airborne+Laser+States+and+Australia+A-22+](http://cpedia.com/wiki?q=Airborne+Laser&guess_ambig=Global+Hawk+Airborne+Laser+States+and+Australia+A-22+)
- ▶ <http://www.abovetopsecret.com/forum/thread482775/pg1>
- ▶ Narcisse, D. L. C., Fiorino, S. T., and Bartell, R. J. 2009, Optimizing the effectiveness of directed energy weapons with specialized weather support: Air & Space Power Journal, vol.23, no.2, p.57-66.
- ▶ Nielsen, P. E. 2009, Effects of directed energy weapons: Albuquerque, Directed Energy Professional Society, 346 p.
- ▶ <http://www.faqs.org/photo-dict/phrase/708/satellite-dish.html>
- ▶ <http://192.197.62.35/courses/phtn1400/Lab-IonLasers.html>
- ▶ <http://physicsworld.com/cws/company/C000011253/measurement>
- ▶ <http://opticsclub.engineering.ucdavis.edu/>
- ▶ <http://www.gcscience.com/pwav44.htm>
- ▶ <http://www.airpower.maxwell.af.mil/airchronicles/aureview/1984/jul-aug/roberds.html>