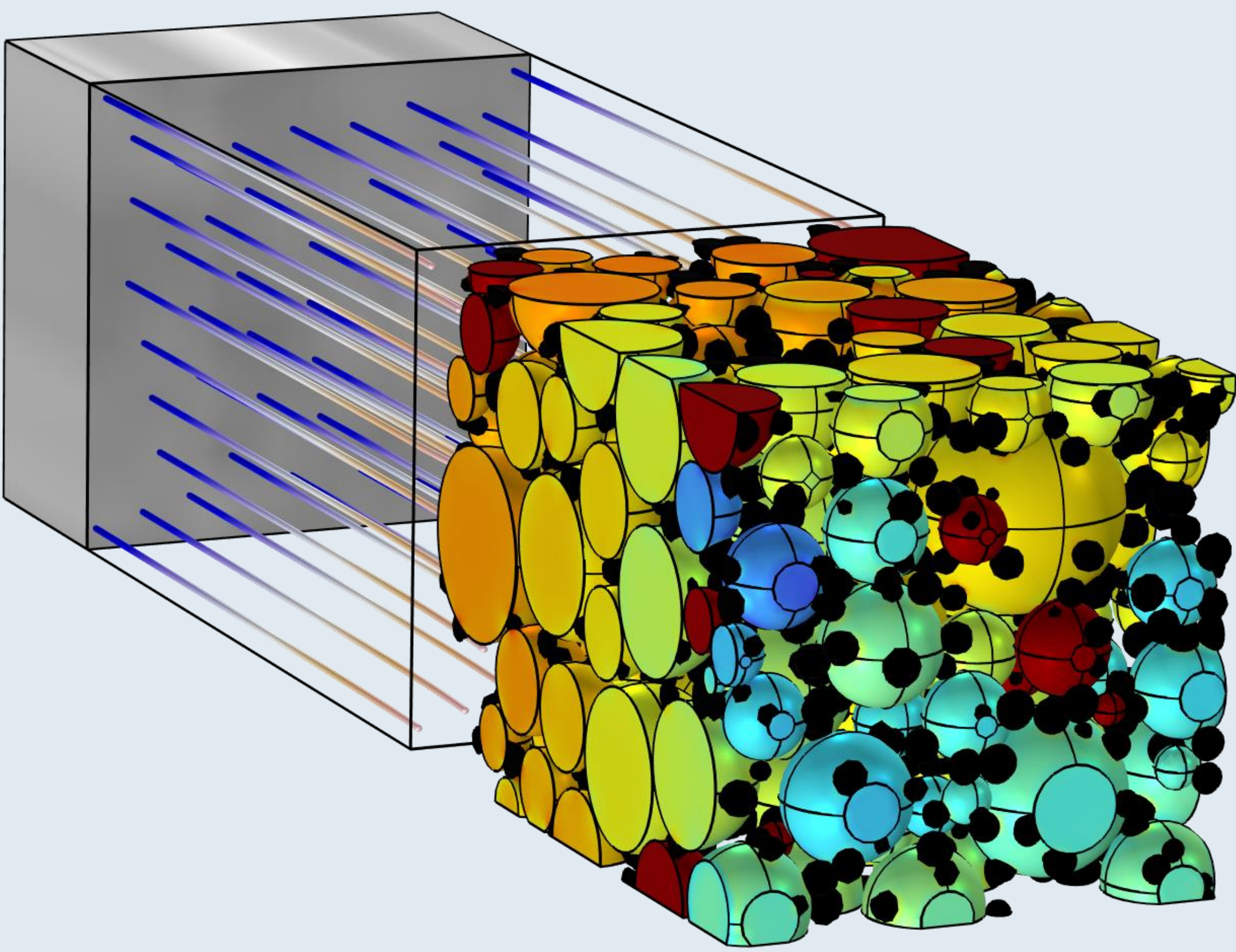


Electrochemomechanical Simulations of 3D-Resolved Solid-State Lithium-Ion Battery Cells

Comparison between a novel microstructure model for solid-state battery, coupling electrochemistry and mechanics, and a standard simplified setup.

G. Blanco¹, M. Alberghini¹, A. Bertinetti¹, A. Tommasi¹

1. Gemmate Technologies, Buttiglieria Alta, Italy



Introduction

A novel model for particle-based electrodes was compared with a standard setup [1-2] by measuring their tortuosity, electrical conductivity and electrochemical transport, with the aim of understanding the impact of microstructure heterogeneities and the involved physical phenomena on the cell performance. The cathode was modelled as a mixture of NMC811, carbon-based additive SuperP, and argyrodite sulfide ($\text{Li}_6\text{PS}_5\text{Cl}$) as solid electrolyte, mimicking a real-world solid-state cell architecture.

In particular, mechanical stresses were coupled with electrochemistry, as they affect the equilibrium potential and introduce a convective term in the Li transport equation. Balancing accuracy and simplicity, the proposed approach aims to provide a more accurate model of battery cathodes, resulting in a more physical behavior that prevents to overestimate the battery performance.

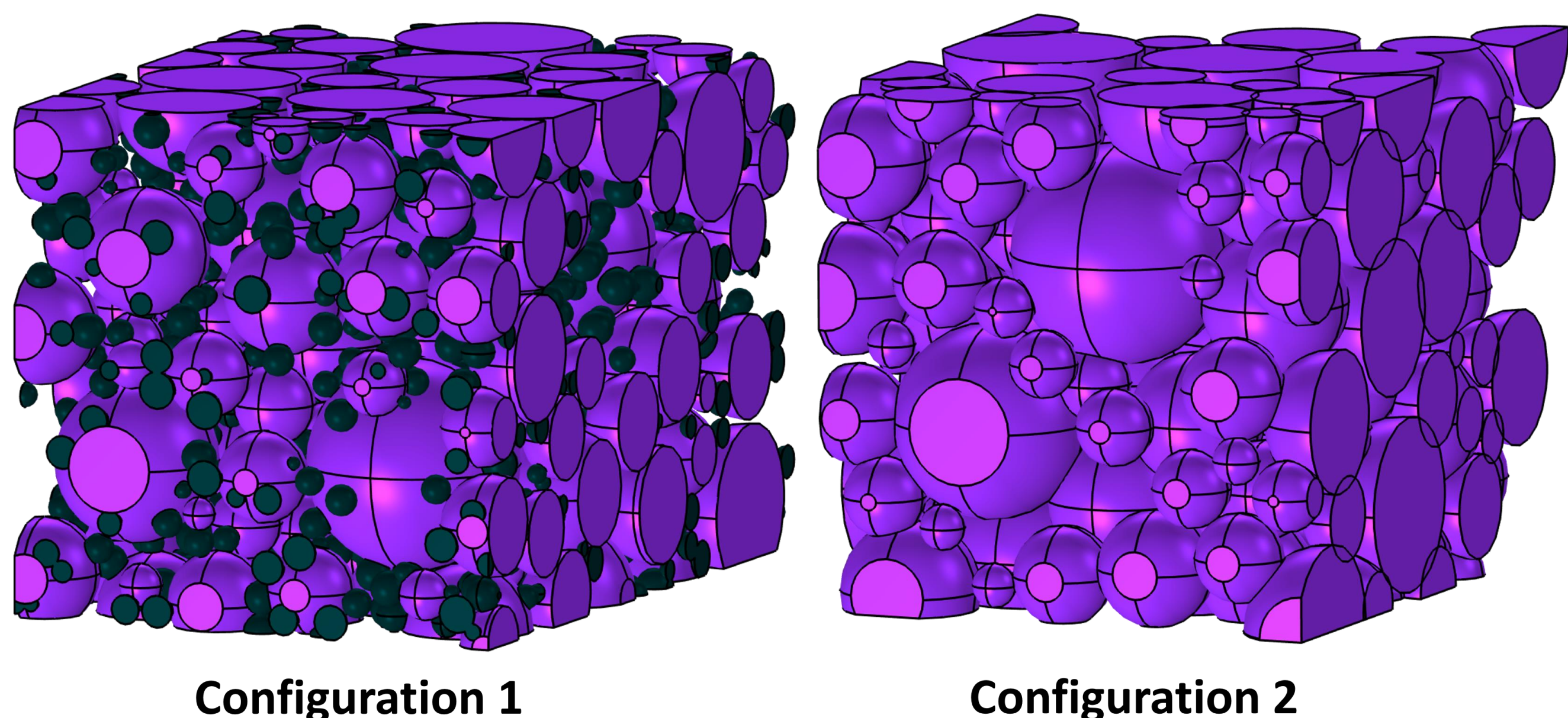


FIGURE 1. Left: Novel microstructure configuration. Right: Standard microstructure configuration.

Methodology

The proposed model (Conf.1) avoids contact between NMC particles (purple spheres) and explicitly includes SuperP aggregates (black spheres); the standard setup (Conf.2) consists of overlapped NMC particles, while SuperP is homogeneously dispersed in the electrolyte.

In Conf.1 electrochemistry and mechanics were coupled: the transport of lithium within the NMC, with concentration c , is influenced both by its diffusion coefficient D and the gradient of the hydrostatic stress σ_h , generated by de/intercalation.

$$\frac{\partial c}{\partial t} + \nabla \cdot \left(-D \nabla c + \frac{D \Omega}{RT} \nabla \sigma_h c \right) = 0$$

Results

The inclusion of carbon-based particles results in a lower electrical conductivity of the cathode compared to the standard setup, in agreement with experimental results [3]. This decrease the amount of stored and released energy in the cell.

Incorporating mechanically-driven Li transport within the active material particles (Fig.2, left) results in a more homogeneous Li distribution respect to conventional model (Fig.2, right), with a consequential significant reduction in the cell overpotential. It also leads to a higher and more homogeneous distribution of the stress within the NMC particles.

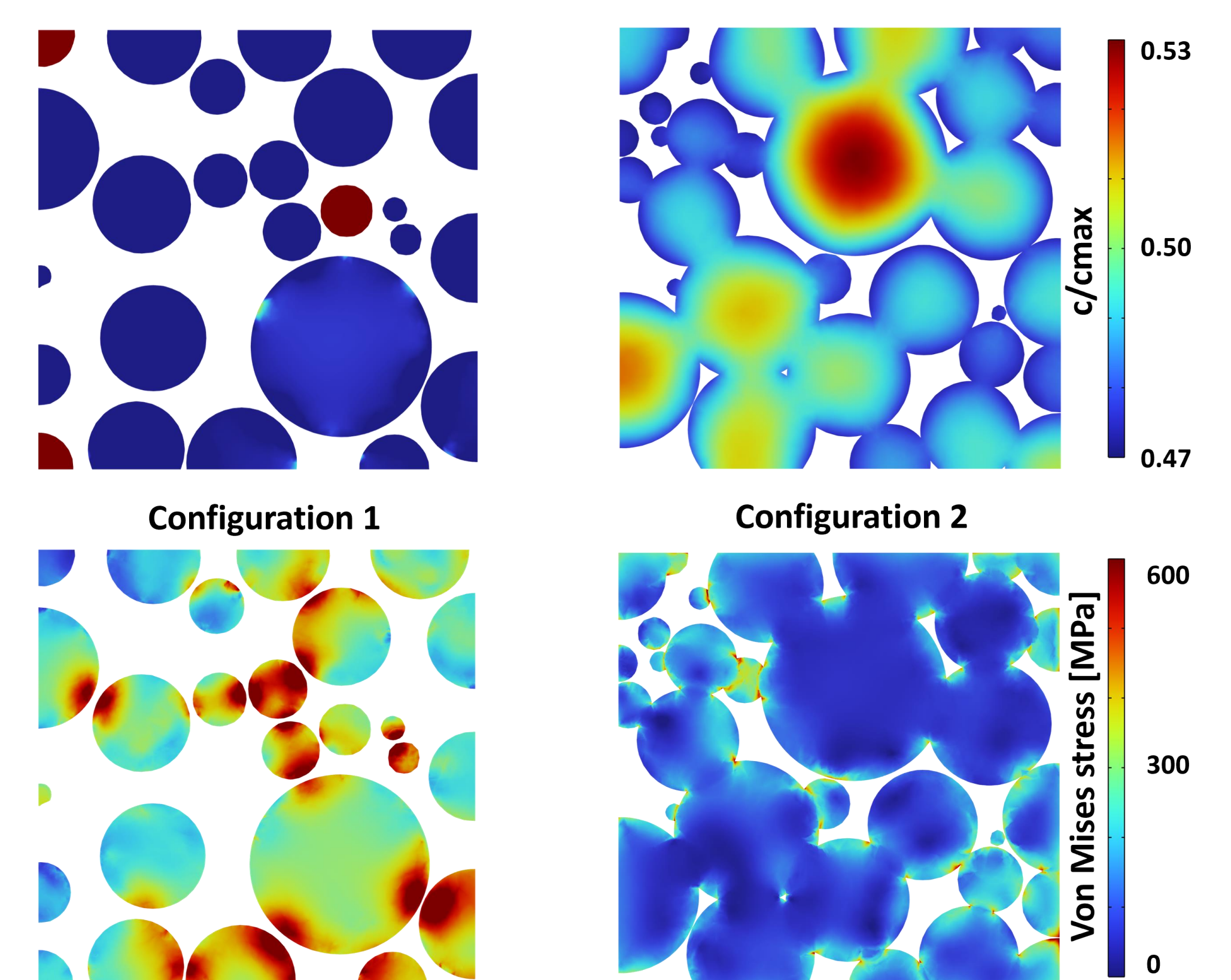


FIGURE 2. Comparison of the relative lithium concentration within the active particles of the two microstructures at $C/20$.

REFERENCES

1. P. Liu, R. Xu, Y. Liu, F. Lin and K. Zhao, "Computational modeling of heterogeneity of stress, charge, and cyclic damage in composite electrodes of Li-ion batteries," *Journal of The Electrochemical Society*, vol. 167, no. 4, p. 040527, 2020.
2. W. Mei, Q. Duan, P. Qin, J. Xu, Q. Wang and J. Sun, "A three-dimensional electrochemical-mechanical model at the particle level for lithium-ion battery," *Journal of The Electrochemical Society*, vol. 166, no. 14, 2019.
3. R. Tian, N. Alcalá, S. O'Neill, D. Horvath, J. Coelho, A. Griffin, Y. Zhang, V. Nicolosi, C. O'Dwyer and J. Coleman, "Quantifying the effect of electronic conductivity on the rate performance of nanocomposite battery electrodes," *ACS Applied Energy Materials*, vol. 3, no. 3, pp. 2966-2974, 2020.

This research was performed within the MODALIS2 and SOLIDIFY projects, respectively funded by the European Union's Horizon 2020 research and innovation program under grant agreements No. 875193 and No. 875557

